

Aquatherm PP-R Pipe Repairs

Damaged **aquatherm PP-R** pipes can be repaired by means of:

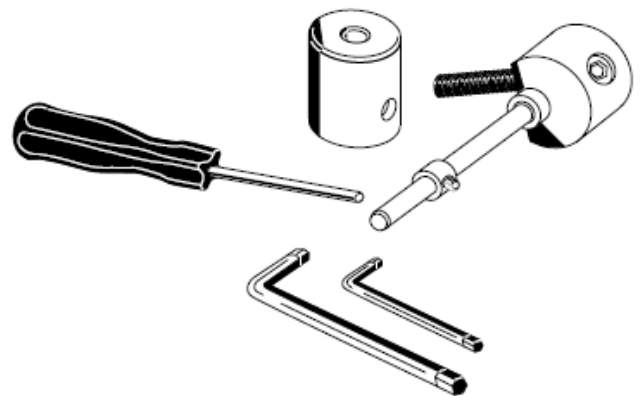



- [Socket Fusion Ø20-Ø63](#)
- [Socket Fusion Ø50-Ø125](#)
- [Electrofusion Socket Ø20-Ø250](#)
- [Electrical Welding Jig Ø63-Ø125](#)



If the pipe has been punctured, a (**green** or **red**) **repair plug** along with the appropriate **welding tool** can be used to seal a hole. **Heat-up time** of repair pug and hole is **approx. 10 sec.**

Both ends of the **repair plug** may be used, with **7mm** on one side and **11mm** on the other.




Repair Plug 7mm/11mm (Art.-No. **60600** / **4160600**)

Welding tools (Art.-No. **50307** / **50311**)



aquatherm green / blue / lilac pipe

aquatherm red pipe


1) Heat-up



2) Repair plug



3) Cutting



If the pipe has a hole too large for a repair plug, a weld-in saddle can be used and capped off.

